

Previous ProVisionaire Control **version information**

V3.11.0

New Functions

[ProVisionaire Control]

- Parameters can now be assigned by drag-and-drop from ProVisionaire Design to ProVisionaire Control page
- Now supports the following models. If you prefer to operate from an iPad, send the control file created in ProVisionaire Control to ProVisionaire Touch Kiosk for use.
 - DME7 Signal Processor
- The following parameter has been added to CSD-R7, DSP-R10, DSP-RX, and DSP-RX-EX of the RIVAGE PM digital mixing series.
 - Scene Recall
- The following parameter has been added to the RM-CR remote conference processor.
 - Preset Recall

Specification Changes

[ProVisionaire Control]

- The notation of some category names and parameter names used in DSP-R10, CSD-R7, DSP-RX, and DSP-RX-EX have been changed.
 - DCA → DCA Group
 - Mute Master → Mute Group Control
- When adding a VXL1-16P, selecting “Unit ID” for the “Match Device by” list box will increase the available options for the Unit ID setting to 1 to 7F.
 - * Refer to the Owner’s Manual and Remote Protocol Specifications of VXL1-16P or the user manual of ProVisionaire Design for how to set the Unit ID of the speaker.

Fixed Bugs

[ProVisionaire Control]

- Fixed a bug in which the Auto Screen Lock [Enable] check box and Auto Screen Lock [Timeout] slider on the "Security" tab of the System Monitor widget "Setup" dialog did not work properly.
- Fixed a bug: If a project file had been created using an incorrect device IP address; should the IP address have been changed after the file was reopened then the software would not reliably indicate if the device was recognized. Now the software reports this information correctly.

[ProVisionaire Touch KIOSK]

- Fixed a bug in which a Track List widget may crash on ProVisionaire Touch KIOSK.

Known Issues

[ProVisionaire Touch KIOSK]

- When you switch pages, you may not be able to find the device you added with "Match Device by" set to IP Address. To avoid this problem, create the file in ProVisionaire Touch, not ProVisionaire Control.

V3.10.0

New Functions

ProVisionaire Control

- Now supports the following models.
 - Digital Mixing System RIVAGE PM series CSD-R7, DSP-R10, DSP-RX and DSP-RX-EX
 - BOUNDARY MICROPHONE RM-TT
 - For files created using ProVisionaire Control that are exported to ProVisionaire Touch KIOSK, the above models are also now supported.

ProVisionaire Touch

- Now supports the following models.

- Digital Mixing System RIVAGE PM series CSD-R7, DSP-R10, DSP-RX and DSP-RX-EX

Remote Conference Processor RM-CR

- The following parameters have been added.
 - Grouped Mic Mute
 - On and Level for inputs (Near end, Mic, Dante), mixing buses and outputs (Near/Far ends)
 - Meters for all On/Level points above
 - Bluetooth Pairing/Status

Ceiling Array Microphone RM-CG

- The following parameters have been added.
 - All Mute (turns the microphone on/off)
 - Auto Gain Control/Speed
 - Meter for AEC Reference Signal

Specification Changes

- The notation of some category names and parameter names used in the RM-CG have been changed.
(Example: Mute → Channel Mute)
- The notation of some category names and parameter names used in the RM-CR has been changed. Parameters up to V3.9.0 can be found under the newly added higher category “Dialer.”

Fixed Bugs

- Fixed a bug in which the Indication Threshold did not work properly when a Digital Mixer (CL, etc.) meter was assigned to the indicator widget.
- Fixed a bug in which “Error: Cannot open, file already in use” may have been displayed when loading a Project File.
- Fixed a bug in which an error occurred while operating Cross Point Memory of the IDK MSD-S71.
- Fixed a bug in which the online status with CL could not be maintained when a file created with ProVisionaire Control V3.7.0 is loaded with V3.8.0 or later.
- Fixed some other minor bugs related to components.

- Fixed a bug in that after a certain period of time, unnecessary files filled up the hard disk space, making it impossible to monitor device information with ProVisionaire Monitoring Service.

Known Issues

- When "ProVisionaire Touch Kiosk" is set as the specified Controller Type for ProVisionaire Control, and a Fader Level of Input Ch, Mix Ch, Stereo Ch and Matrix Ch of CSD-R7, DSP-R10, DSP-RX and DSP-RX-EX is assigned to a value widget, the decimal point is not displayed. Also, where "-Inf" should be displayed, it is displayed as "-32768."

NOTICE

[RM Series]

- When you select Unit ID in "Match Device by" and add a device, if you change the Unit ID while online, it does not go offline. If this happens, restart ProVisionaire Control.
- Since RM Series devices cannot be found from ProVisionaire Control / ProVisionaire Touch, use the "Yamaha Hostname using Unit ID" for the Mode setting of RM Series HOSTNAME SETTINGS.

[RIVAGE PM Series]

- On Provisionaire Control, it is recommended that the computer running ProVisionaire Control uses a dedicated network interface connected to the Control Network [PC] terminal of RIVAGE PM series for the best system performance. Other devices managed by ProVisionaire Control should be on another network.
- On Provisionaire Touch, it is recommended that a wireless access point connected to the Control Network [PC] terminal of the RIVAGE PM series is not used for controlling additional devices for the best system performance. ProVisionaire Touch can be used alongside RIVAGE PM StageMix, MonitorMix and Editor. It is recommended to use another instance of ProVisionaire Touch and a separate wireless access point to control additional devices.

V3.9.0

ProVisionaire Control V3.9.0

New Functions

- Now supports the following models.
IDK digital multi-switcher MSD-S series MSD-S72, MSD-S71, MSD-S52 and MSD-S51
- Now controls the Ring Tone Volume of the RM-CR signal processor.
- The RM-CR and RM-CG ceiling microphone can now be connected using the Unit ID, in addition to conventional IP address connection. Also, when an RM-CR or RM-CG is connected to a network, these devices are now displayed in the Devices sub window.

Specification Change

- The notation of some parameter names used in the RM-CR and RM-CG has been changed.

Fixed Bugs

- Fixed a problem in which on rare occasions a file was created that caused ProVisionaire Touch to terminate when exporting a controller file from ProVisionaire Control to ProVisionaire Touch.
- Fixed a problem in which some files created by ProVisionaire Control V3.7 could not be read by ProVisionaire Control V3.8.
- Fixed a problem in which the link master of "Parameter Link Group" and the snapshot of "Parameter Sets" could not be dragged to ProVisionaire Control from the MRX7-D settings window within MTX-MRX Editor.
- Fixed a problem in which the network connection would be maintained even if the Network Card was unselected in the [Network] tab of the "Setup" dialog of ProVisionaire Control.
- Fixed some other minor problems.

Known issues

- If the actual IP Address of a device differs from the IP Address saved within a project, changing the address and saving the project does not always cause the recognized mark to be shown next to the device. If this happens, save the project again, close the project, and then re-open it. After doing this the recognized mark should now show in the devices window.
- Even if the installer of ProVisionaire Monitoring Service V1.2.0 is used to uninstall the app, "postgresql-10" will remain running and results in the password confirmation being displayed at

the next installation. If this happens, select “Apps” from the Windows settings and uninstall “PostgreSQL 10 (x86)” from “Apps and Features.”

- If the file name for ProVisionaire Touch KIOSK contains the following characters, file will not be saved correctly.
"<> |: *? ¥ /"
- If a cross point memory parameter of an IDK MSD device is assigned to a [Recall Button], the related [Indicator Mode] will not function even if it is set to [Stateful].

V3.8.0

New Functions

ProVisionaire Control

- Now supports the following models.
 - Remote Conference Processor RM-CR
 - Ceiling Array Microphone RM-CG
 - IDK digital multi-switcher MSD series MSD-402, MSD-701UHD
- Added the [Create Master Slider] as the Widget edit function, so that you can now assign multiple parameters to one Slider.
- Now supports multiple network cards. If you use multiple network cards, each network address needs to be independent.
- Added the Picture in Picture function and power switch control function of the IDK digital multi-switcher MSD series.
- You can now change multiple Widget channels at once in Design mode.
- You can now select the 3:4 portrait aspect ratio when creating a new controller.
- You can now import any controller from other existing project files.

ProVisionaire Monitoring Service

- Now supports the following models.
 - Digital Mixing System RIVAGE PM series
 - Matrix Processor MTX series, MRX7-D
 - Multi-channel power amplifier XMV series
 - NEXO power & processing NXAMPmk2
- Now supports multiple network cards. If you use multiple network cards, each network address needs to be independent.
- By using [Scan for Devices] function, you can scan the local network and register the discovered devices as the one to be monitored by ProVisionaire Monitoring Service. In order to monitor NXAMPmk2, you need to register the devices by this method.

- Now you can monitor the local system with Web browser in addition to ProVisionaire Control's "System Monitor" widget.

Fixed Bug

ProVisionaire Control

- Fixed a problem in which the file name would not be reflected correctly in Export Controller File if ":" was used for the Controller name.
- Fixed a problem in which the Network Card Name was garbled on the "Network" tab of the "Setup" dialog if the name of the network card contained multibyte characters.
- Fixed some other minor bugs.

Known issues

- If the file name for ProVisionaire Touch KIOSK contains the following characters, file will not be saved correctly.
"<> |: *? ¥ /"
- If IDK's digital multi-switcher MSD series is assigned to [Recall Button], [Indication Mode] will not light even if it set to [Stateful].

V3.7.0

New Functions

- Now supports the "External Events" function of MTX / MRX V4.00.
- Now supports Dante output of DZR Dante models. Make sure to update the DZR firmware to V1.2.2 or later.

Specification Change

- Supported OS is Windows 10 or later.

Fixed Bug

- Fixed a problem in which, when the [TCP port number for data collection of ProVisionaire Monitoring Service] port number was set to 1 on the [ProVisionaire Monitoring Service Settings] view, the [System Monitor] window would not be displayed.

- Fixed a problem in which the same port number could be set for [TCP port number for view of ProVisionaire Monitoring Service] and [TCP port number for data collection of ProVisionaire Monitoring Service] on the "ProVisionaire Monitoring Service Settings" screen.
- Fixed a problem in which, when ProVisionaire Control KIOSK or "System Monitor" screen were open, the setting change of [Select a network interface to communicate with devices] on "ProVisionaire Monitoring Service Settings" screen would not be reflected even if the screen was closed.

Known issues

- If the name of the network card contains multibyte characters, the Network Card Name is garbled on the "Network" tab of the "Setup" dialog.
- If the file name for ProVisionaire Touch KIOSK contains the following characters, file will not be saved correctly.
"<> |: *? ¥ /"
- When MTX Series Input CH-> EQ-> On is placed in the workspace of ProVisionaire Touch, the on / off setting will be reversed within the ProVisionaire Touch KIOSK.
- If IDK's digital multi-switcher MSD series is assigned to [Recall Button], [Indication Mode] will not light even if it set to [Stateful].

V3.6.1

Fixed Bug

- Fixed some minor problems.

Known issues

- If the name of the network card contains multibyte characters, the Network Card Name is garbled on the "Network" tab of the "Setup" dialog.
- If the file name for ProVisionaire Touch KIOSK contains the following characters, file will not be saved correctly.
"<> |: *? ¥ /"
- When MTX Series Input CH-> EQ-> On is placed in the workspace of ProVisionaire Touch, the on / off setting will be reversed within the ProVisionaire Touch KIOSK.
- If IDK's digital multi-switcher MSD series is assigned to [Recall Button], [Indication Mode] will not light even if it set to [Stateful].

- If the [TCP port number for data collection of ProVisionaire Monitoring Service] port number is set to 1 on the [ProVisionaire Monitoring Service Settings] view, the [System Monitor] window may not be displayed.
- Changes to the [Select a network interface to communicate with devices] setting on the [ProVisionaire Monitoring Service Settings] view are not reflected on the open ProVisionaire Control KIOSK or [System Monitor] window. If changed, reopen ProVisionaire Control KIOSK and the "System Monitor" window.

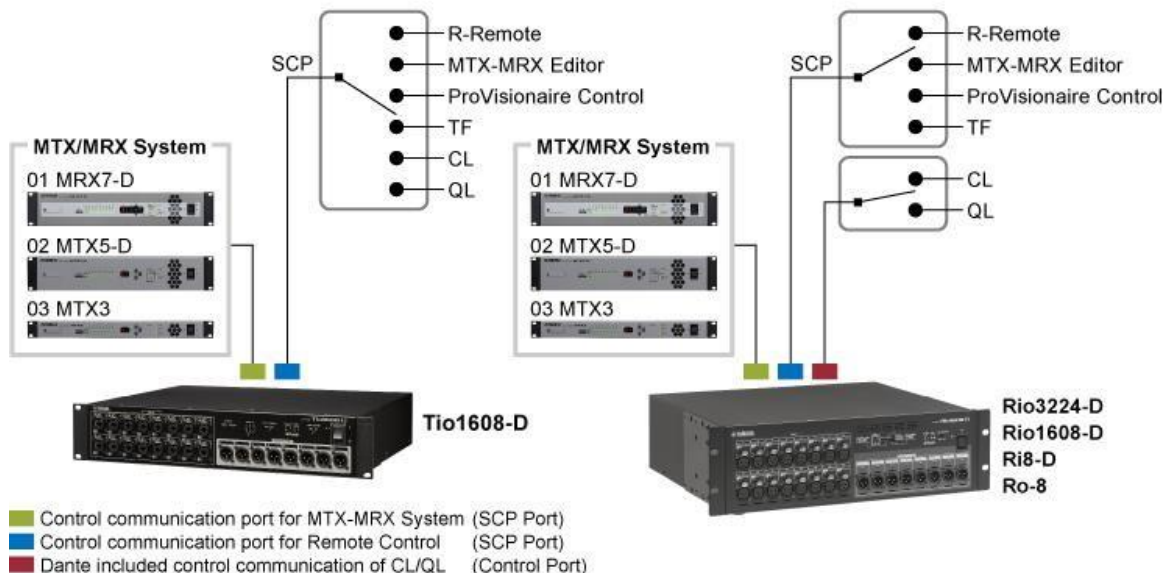
NOTICE

- Set different port numbers for [TCP port number for view of ProVisionaire Monitoring Service] and [TCP port number for data collection of ProVisionaire Monitoring Service] on the [ProVisionaire Monitoring Service Settings] view.

When Tio1608-D is included in an MTX/MRX system, the Tio1608-D cannot carry out concurrent connection of CL, QL, TF, R Remote, MTX-MRX Editor, ProVisionaire Control, and ProVisionaire Control KIOSK.

Moreover, when the Tio1608-D and/or R series (AD/DA) are included in an MTX/MRX system, TF, MTX-MRX Editor, R-Remote, ProVisionaire Control, and ProVisionaire Control KIOSK cannot carry out concurrent connection.

SCP Port of Tio/Rio



V3.6.0

New Functions

- Added a "Compare" screen that displays detailed information of multiple devices to the ProVisionaire Monitoring Service.
- Now supports PC series. Supported firmware is V1.0.2 or later.
- Now supports NXAMP4x4mk2. Supported firmware is LOAD5_03 or later.

Improvements

- ProVisionaire Control KIOSK was running every time [Run] was executed. When multiple ProVisionaire Control KIOSKs are running, it may become impossible to connect to the device, so only one ProVisionaire Control KIOSK is launched.
- Text can be input directly in the "Properties" area.

Fixed Bugs

- Fixed a problem in which if you move the grouped widget by keyboard operation, move the focus to another page or controller, or save the project file, the keyboard operation will be canceled. Movement by keyboard operation is not reflected in KIOSK.
- Fixed a problem in which if you executed Copy Style & Paste Style with different shapes, the shape became that of the copy source.
- Fixed a problem in which the ProVisionaire Monitoring Service cannot be installed in some languages.
- Fixed a problem when a computer has multiple network interface cards (NICs) and the same subnet IP address is set for each NIC, communication with the device may fail regardless of the NIC selection in the " Setup" dialog box.

Known issues

- If the name of the network card contains multibyte characters, the Network Card Name is garbled on the "Network" tab of the "Setup" dialog.
- If the file name for ProVisionaire Touch KIOSK contains the following characters, file will not be saved correctly.
"<> |: *? ¥ /"
- When MTX Series Input CH-> EQ-> On is placed in the workspace of ProVisionaire Touch, the on / off setting will be reversed within the ProVisionaire Touch KIOSK.

- If IDK's digital multi-switcher MSD series is assigned to [Recall Button], [Indication Mode] will not light even if it set to [Stateful].
- If the [TCP port number for data collection of ProVisionaire Monitoring Service] port number is set to 1 on the [ProVisionaire Monitoring Service Settings] view, the [System Monitor] window may not be displayed.
- Changes to the [Select a network interface to communicate with devices] setting on the [ProVisionaire Monitoring Service Settings] view are not reflected on the open ProVisionaire Control KIOSK or [System Monitor] window. If changed, reopen ProVisionaire Control KIOSK and the "System Monitor" window.

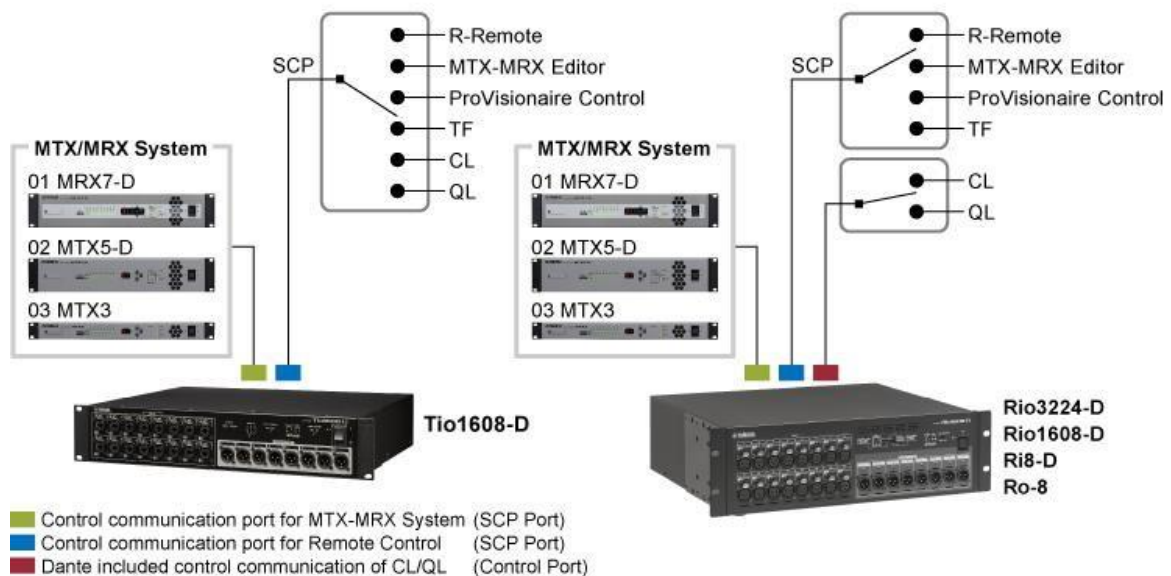
NOTICE

- Set different port numbers for [TCP port number for view of ProVisionaire Monitoring Service] and [TCP port number for data collection of ProVisionaire Monitoring Service] on the [ProVisionaire Monitoring Service Settings] view.

When Tio1608-D is included in an MTX/MRX system, the Tio1608-D cannot carry out concurrent connection of CL, QL, TF, R Remote, MTX-MRX Editor, ProVisionaire Control, and ProVisionaire Control KIOSK.

Moreover, when the Tio1608-D and/or R series (AD/DA) are included in an MTX/MRX system, TF, MTX-MRX Editor, R-Remote, ProVisionaire Control, and ProVisionaire Control KIOSK cannot carry out concurrent connection.

SCP Port of Tio/Rio



V3.5.0

New Functions

- You can use the [System Monitor] widget to obtain operation information of compatible devices in the network. Target devices will be expanded in the future.
- Added [Line Edit] widget. You can use the keyboard or pad to directly enter numerical parameters.
- Added [Indicator Mode] of "Recall Button" in "Properties."
When set to [Stateful], the button lights up when the associated preset number, etc. is recalled.
- Up to 16 parameters can be assigned to [Recall Button], [On / Off Button], and [Direct Set Button] for simultaneous control.
- The [Gradient] pattern of widgets such as buttons and shapes has been increased from 2 to 13.
- You can now apply eight patterns of shadow effects to widgets such as buttons and shapes.
- Added 5 types of preset data of style file (.ypvcs).
- Added an option to hide the clip icon when opening a file with KIOSK.
- Now supports the Dante model of DZR. The DZR compatible firmware is V1.1.3 or later.
- Now supports the IDK digital multi-switcher MSD series.
Supported models are as follows:
MSD-501, MSD-502, MSD-6203, MSD-6203 Dan, MSD-6204, MSD-6204 Dan, MSD-6206, MSD-6206 Dan, MSD-6208, MSD-6208 Dan, MSD-701, MSD-702
- The delay time of NXAMPmk2 can now be adjusted in meters and feet.
- In addition to TF MUTE MASTER GROUPS # 1, # 2 of TF series, it is now possible to control GROUPS # 3-# 6. The TF series compatible firmware is V4.00 or later.

Fixed Bugs

- Fixed a problem in which the project file may not be saved correctly if a lot of image data is put into the project.
- Fixed a problem in which occurs when saving or overwriting a file to a storage medium with insufficient free space.
- Fixed a problem in which the file that Administrator code is set cannot be transferred for ProVisionaire Touch KIOSK.
- Fixed a problem in which Tri Color is selected in the Meter widget, Gradient is not applied.

- Fixed a problem in which the Shape is set to Polygon with the Indicator widget, it cannot be transformed.
- Improved stability during operation in Design Mode.

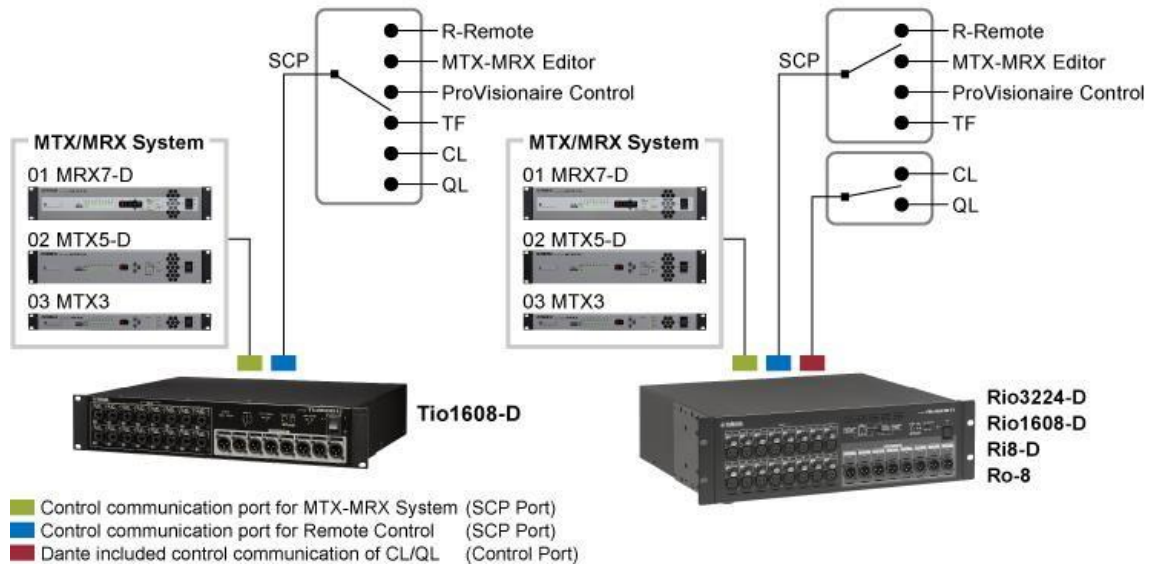
Known issues

- If the name of the network card contains multibyte characters, the Network Card Name is garbled on the "Network" tab of the "Setup" dialog.
- If you move the grouped widget by keyboard operation, move the focus to another page or controller, or save the project file, the keyboard operation will be canceled. Movement by keyboard operation is not reflected in KIOSK.
- If you execute Copy Style & Paste Style with different shapes, it becomes the shape of the copy source.
- If the file name for ProVisionaire Touch KIOSK contains the following characters, file will not be saved correctly.
" < > | : * ? ¥ /
- When MTX Series Input CH-> EQ-> On is placed in the workspace of ProVisionaire Touch, the on / off setting will be reversed within the ProVisionaire Touch KIOSK.
- If IDK's digital multi-switcher MSD series is assigned to [Recall Button], [Indication Mode] will not light even if it set to [Stateful].

NOTICE

- When Tio1608-D is included in an MTX/MRX system, the Tio1608-D cannot carry out concurrent connection of CL, QL, TF, R Remote, MTX-MRX Editor, ProVisionaire Control, and ProVisionaire Control KIOSK.
Moreover, when the Tio1608-D and/or R series (AD/DA) are included in an MTX/MRX system, TF, MTX-MRX Editor, R-Remote, ProVisionaire Control, and ProVisionaire Control KIOSK cannot carry out concurrent connection.

SCP Port of Tio/Rio



V3.0.1

Changed Specifications

- Now supports change of the command specifications by updating V3.31 of XMV series. If XMV Output Current is placed in the work area in the controller file or project file of ProVisionaire Control V 3.0.0 or earlier, replace the Output Current in the work area in the project file and export the controller file.

Known issues

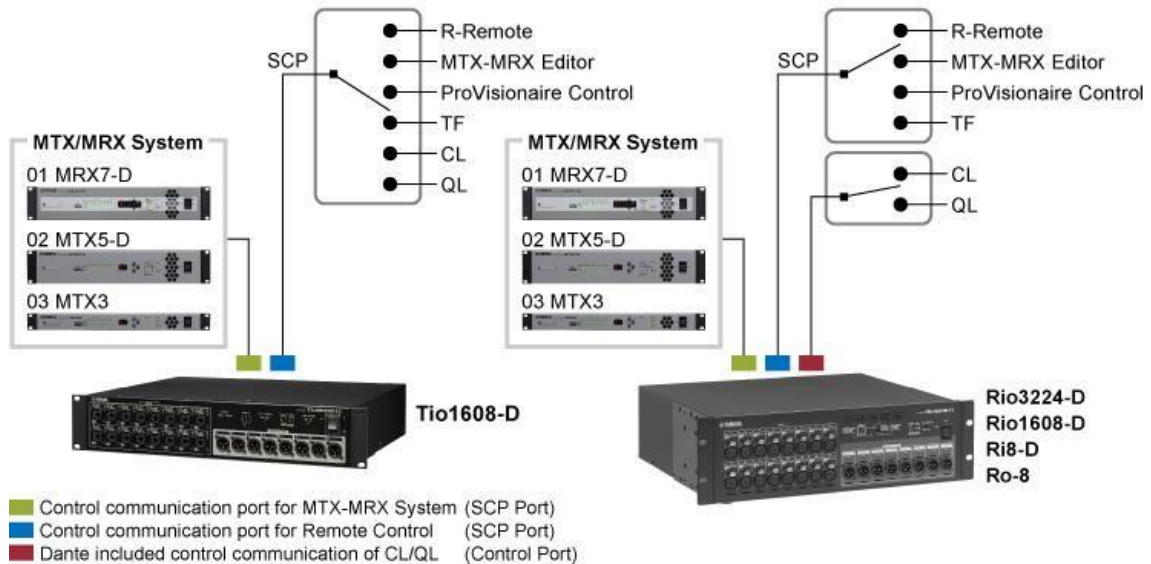
- Tio1608-D not supported by ProVisionaire Touch KIOSK can be exported. Display cannot be shown correctly with Value widget etc.
- Even if Shape is made Polygon with the Indicator widget, it cannot be transformed.
- When Tri Color is selected in the Meter widget, Gradient is not applied.
- If the name of the network card contains multibyte characters, the Network Card Name is garbled on the "Network" tab of the "Setup" dialog.

NOTICE

- When Tio1608-D is included in an MTX/MRX system, the Tio1608-D cannot carry out concurrent connection of CL, QL, TF, R Remote, MTX-MRX Editor, ProVisionaire Control, and ProVisionaire Control KIOSK.

Moreover, when the Tio1608-D and/or R series (AD/DA) are included in an MTX/MRX system, TF, MTX-MRX Editor, R-Remote, ProVisionaire Control, and ProVisionaire Control KIOSK cannot carry out concurrent connection.

SCP Port of Tio/Rio



V3.0.0

New Functions

- Now supports ProVisionaire Touch KIOSK V3. Transfer controller file created with ProVisionaire Control to iPad and run it with ProVisionaire Touch KIOSK.
- Added the grouping function.
- The appearance (style) of the widget can be set to import / export / default (Master Style).
- Added a function to repeatedly change the property that was performed last time and apply it to the next widget.
- In the design mode, assigning parameters are displayed as tooltips when mousing over to the widget.
- The channel name of each model can be assigned to the Value widget. (*1)
- The XMV series output current and Limiter status can be displayed. Make sure to change the XMV series firmware to V3.30 or later.
- Now supports the detection indicator of Audio Detector of MRX7-D.
- Now supports playback of audio file in SD card in the MTX / MRX series.
- Added the following widgets:

Inc / Dec button, Direct Play button, Play Info, Transport, Track List, Value, Indicator, Image

- Now supports the NXAMPmk2, Rio3224-D2, Rio1608-D2, and VXL series "P" models.

*1) Displayed channel name list

	CL series, QL series	TF series	MTX series	XMV series
Input Ch Name	✓	✓	✓	-
ST Input Ch Name / Stereo Input Ch Name	✓	✓	✓	-
Direct Input Ch Name	-	-	✓	-
Fx Return Ch Name	-	✓	✓	-
Aux Ch Name	-	✓	-	-
Mix Ch Name	✓	-	-	-
Matrix Ch Name	✓	-	-	-
ZONE Name	-	-	✓	-
Stereo Ch Name	✓	✓	-	-
Sub Ch Name	-	✓	-	-
Matrix Ch Name	-	✓	-	-
DCA Name	✓	✓	-	-
Mute Master Name	✓	-	-	-
Output Ch Name / Ch Name	-	-	✓	✓

Improvements

- In the "Devices" area, you can rearrange the devices in ascending / descending order.
- You can change the direction of the text.
- The following font groups cannot be selected when selecting a font.
FixedSys, Modern, MS Serif, Roman, Script, Small Fonts, System, Terminal

Fixed Bugs

- Fixed a problem in which the digital input meters of XMV series does not work.
- Fixed a problem in which automatically detected devices may be deleted from "Devices" area due to disconnection of LAN cable.
- Fixed a problem when display widgets (such as Line and Polygon) are close arranged after arranging operation widgets (such as Button and Slider) an operation widget cannot be operated by KIOSK.
- Fixed a problem when a window is moved to other displays under a multi-display environment with different resolutions, the window may not be displayed.

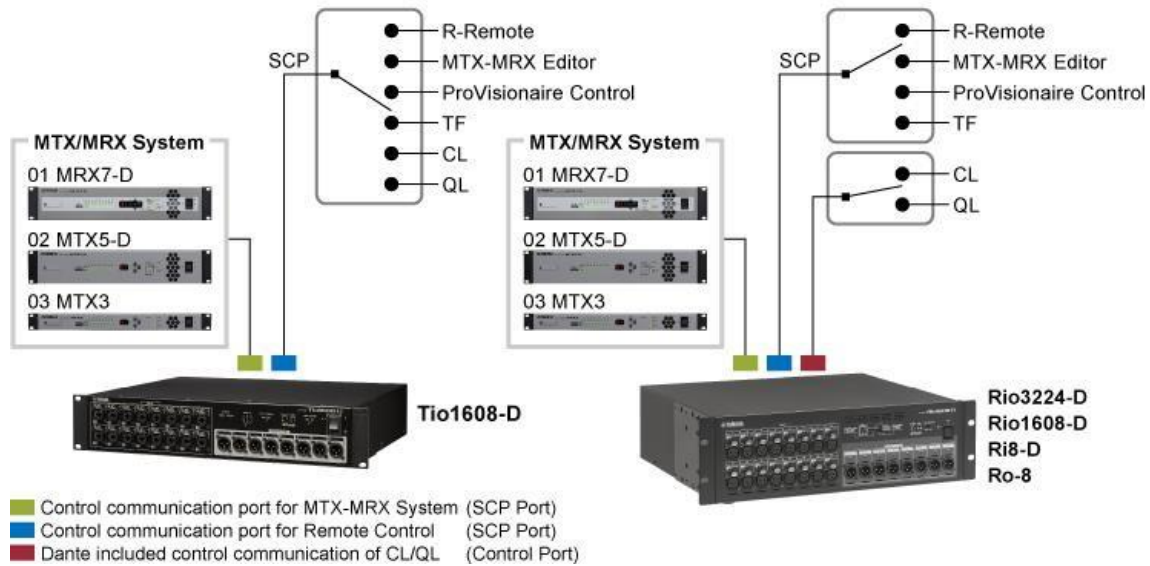
Known issues

- Tio1608-D not supported by ProVisionaire Touch KIOSK can be exported. Display cannot be shown correctly with Value widget etc.
- Even if Shape is made Polygon with the Indicator widget, it cannot be transformed.
- When Tri Color is selected in the Meter widget, Gradient is not applied.
- If the name of the network card contains multibyte characters, the Network Card Name is garbled on the "Network" tab of the "Setup" dialog.

NOTICE

- When Tio1608-D is included in an MTX/MRX system, the Tio1608-D cannot carry out concurrent connection of CL, QL, TF, R Remote, MTX-MRX Editor, ProVisionaire Control, and ProVisionaire Control KIOSK.
- Moreover, when the Tio1608-D and/or R series (AD/DA) are included in an MTX/MRX system, TF, MTX-MRX Editor, R-Remote, ProVisionaire Control, and ProVisionaire Control KIOSK cannot carry out concurrent connection

SCP Port of Tio/Rio



V1.0.0

First release version.

Known issues

- If a window is moved to other displays under a multi-display environment with different resolutions, a window may not be displayed.

In this case, a window can be redisplayed in the following steps.

- Press the <Shift> key and right-click on the icon of ProVisionaire Control on a task bar, and select [Move].
 - Press either of the cursor keys to move the window to the position of the mouse cursor.
 - After moving the window, click to fix the moving location.
- If display widgets, such as Line and Polygon, are close arranged after arranging operation widgets, such as Button and Slider, an operation widget cannot be operated by KIOSK. For example, if it is Line, the rectangle which encloses the starting point and a terminal point, the diagonal line serves as the range.

An operation widget can be operated by moving the display widget to the back.

- If you increase the font size with a bitmap font (such as Terminal), Label and others may not be displayed with [Zoom Origin].

If you select without [Zoom Origin], the text will be displayed.

NOTICE

- When Tio1608-D is included in an MTX/MRX system, the Tio1608-D cannot carry out concurrent connection of CL, QL, TF, R Remote, MTX-MRX Editor, ProVisionaire Control, and ProVisionaire Control KIOSK.
- Moreover, when the Tio1608-D and/or R series (AD/DA) are included in an MTX/MRX system, TF, MTX-MRX Editor, R-Remote, ProVisionaire Control, and ProVisionaire Control KIOSK cannot carry out concurrent connection.

SCP Port of Tio/Rio

