

FGDP-50 Firmware Update Guide

Notice: Do not turn off the power of the instrument or remove the USB flash drive during this operation.




1. Downloading the firmware

- 1.1. Download the zip file to the computer and extract.
- 1.2. Connect the USB flash drive to your computer.
- 1.3. Copy the FGDP-50SETUP.PRG file to the root directory of your USB flash drive.

2. Connecting the USB flash drive to the instrument

- 2.1. Connect the USB flash drive to the USB TO DEVICE terminal of the instrument.


3. Installing the firmware

- 3.1. Connect the USB power adapter and the instrument via USB cable for charging a battery.
- 3.2. While holding down the  Volume Up button, press the  Standby/On button to turn the power on.
- 3.3. When the following display appears, press the  Enter button to start the firmware installation.




```
Install   Vx.xx  
Press [ENTER]
```

- 3.4. When firmware installation is complete, the following display appears.

```
Install   Vx.xx  
Completed
```

- 3.5. Press and hold the  Standby/On button for about 1 second, then release it to turn the power off.

4. Checking the firmware version

- 4.1. Press and hold the  Standby/On button to turn the power on.
- 4.2. Press the  Menu button.
- 4.3. Press the  Select button until "Version" display.
- 4.4. Check the firmware version.

• Troubleshooting

- The power supply was cut off or the USB flash drive was removed during the operation.
 - A reinstall is necessary. Perform the operation again from the beginning.
- The installation cannot be executed, and an error message appears in the display.
 - Check the following:
 - ✓ Is the USB flash drive formatted correctly?
 - ✓ Is the USB flash drive connected correctly?
 - ✓ Is the USB TO DEVICE terminal free from dust or dirt?
 - ✓ Is the FGDP-50SETUP.PRG file located in the root directory of USB flash drive?
 - ✓ Is the USB flash drive or the FGDP-50SETUP.PRG file itself damaged?
 - ✓ Does the same problem occur with a different USB flash drive?