


 **FGDP-50**
FGDP-30

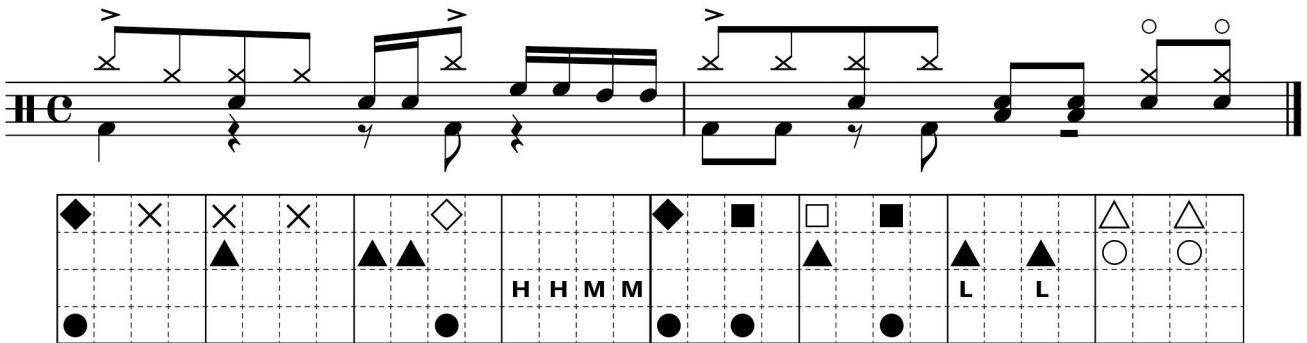
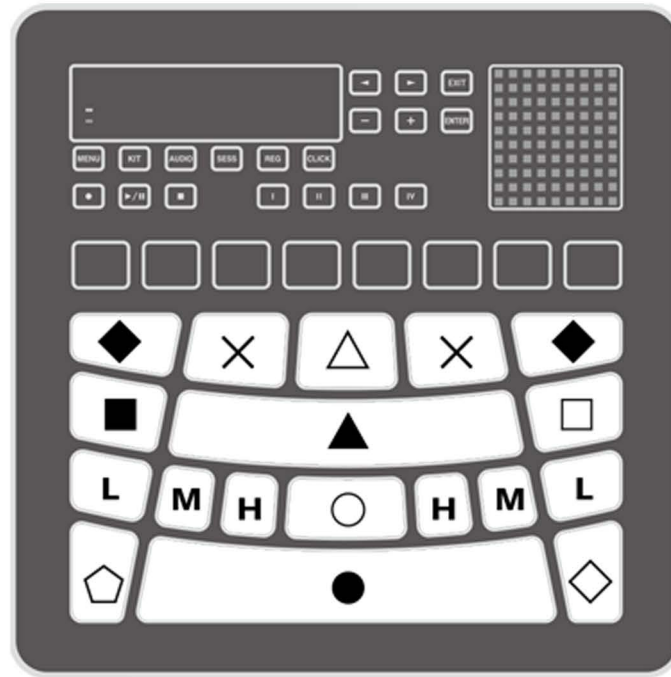


YAMAHA FINGER DRUM PAD LESSON VIDEO

Fill-in ③ SCORE

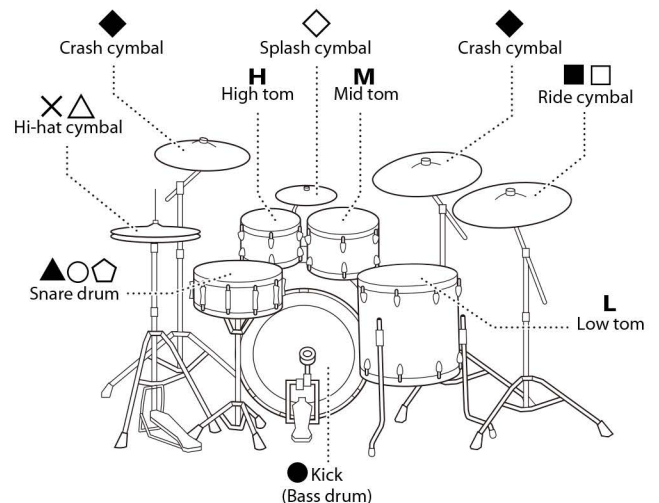


The pad positions are indicated by the following symbols



Factory-shipped instrument sounds (preset kit 1)

◆	Crash cymbal
×	Hi-hat cymbal (close)
△	Hi-hat cymbal (open)
■	Ride cymbal (cup)
□	Ride cymbal (bow)
▲	Snare drum (open shot)
○	Snare drum (open rim shot)
L	Low tom
M	Mid tom
H	High tom
●	Kick (bass drum)
◐	Snare drum (closed rim shot)
◇	Splash cymbal



Fill-in ③

Basic

♩ = 100

The first staff (treble clef) shows a sequence of eighth and sixteenth notes. The second staff (bass clef) shows a similar sequence. The grids below each staff use triangles to represent drum hits in specific measures.

▲	▲▲	▲	▲▲	▲	▲▲	▲	▲▲

▲	▲▲	▲	▲▲	▲	▲▲	▲	▲▲

Variations

■ Var.1

♩ = 100

The first staff (treble clef) shows a sequence of eighth and sixteenth notes. The second staff (bass clef) shows a similar sequence. The grids below each staff use triangles and letters to represent drum hits in specific measures.

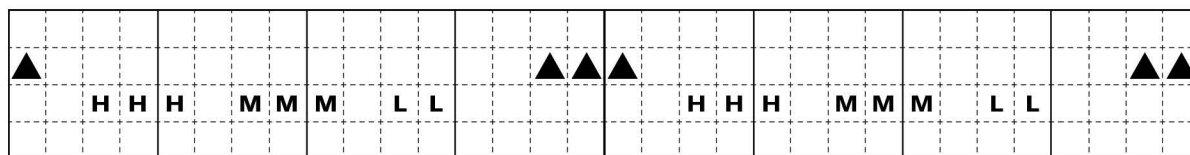
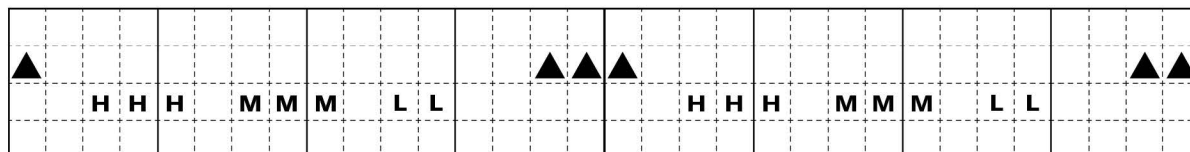
▲	▲▲						
		H	H	M	M	L	L

▲	▲▲						
		H	H	M	M	L	L

Fill-in ③

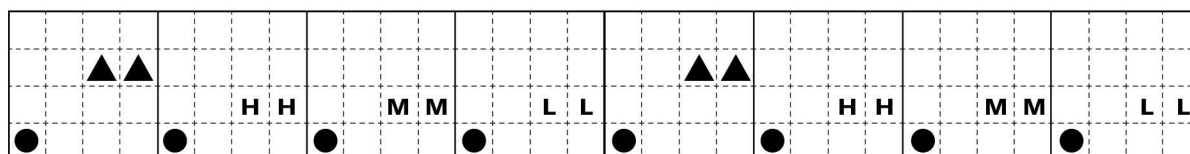
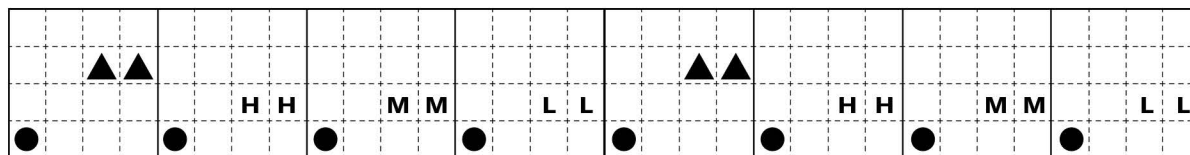
■ **Var.2**

♩ = 100



■ Var.3

♩ = 100



Fill-in ③

Let's Try!

♩ = 100

◆	×	×	×	×	×	×	×										
			▲			▲		▲	▲	▲	▲	▲	▲	▲	▲	▲	▲
●				●													

◆	×	×	×	×	×	×	×										
			▲			▲		▲	▲	▲	H	H	H	M	M	M	L
●				●													L

◆	×	×	×	×	×	×	×										
			▲			▲		▲			H	H	H	M	M	M	L
●				●													L

◆	×	×	×	×	×	×	×										
			▲			▲		▲	▲					H	H	M	M
●				●				●		●				●		●	L