


 **FGDP-50**  
**FGDP-30**

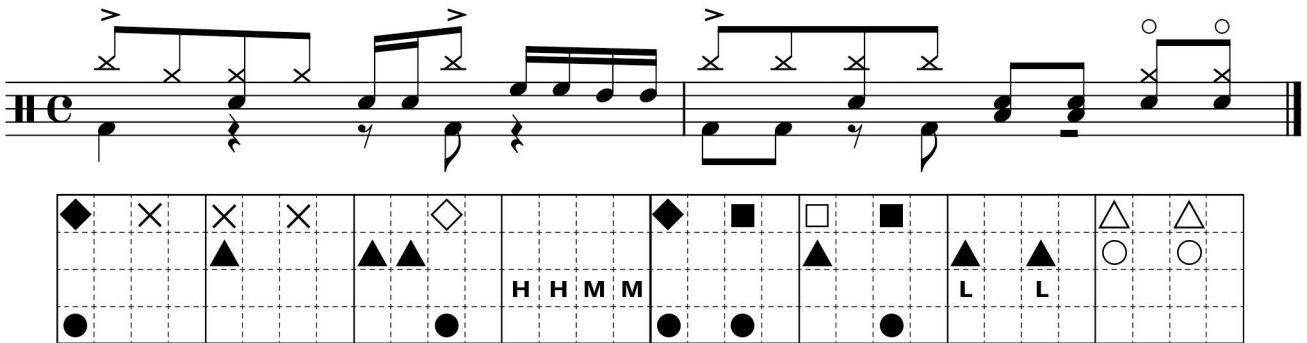
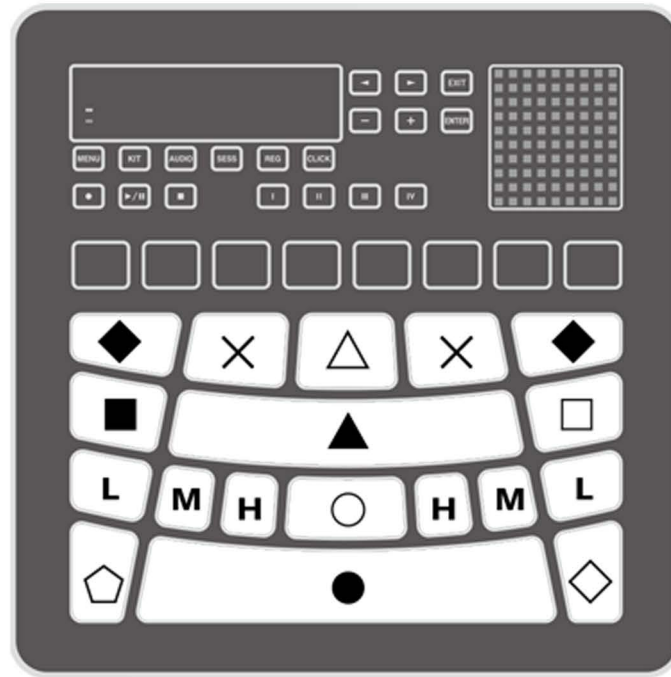


# YAMAHA FINGER DRUM PAD LESSON VIDEO

**Fill-in ④**  
**SCORE**

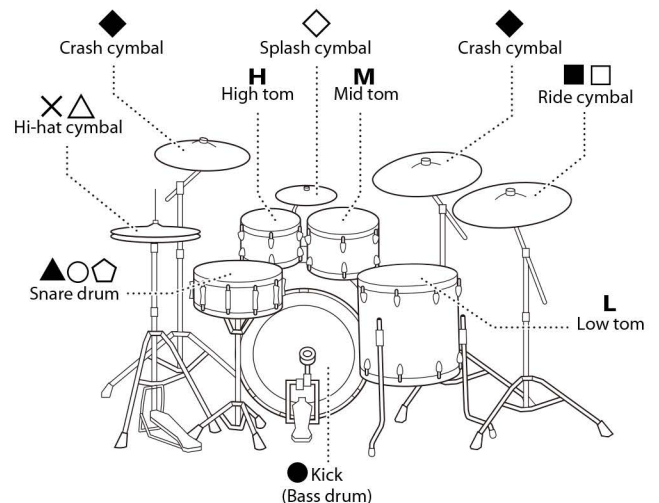


# The pad positions are indicated by the following symbols



## Factory-shipped instrument sounds (preset kit 1)

◆	Crash cymbal
×	Hi-hat cymbal (close)
△	Hi-hat cymbal (open)
■	Ride cymbal (cup)
□	Ride cymbal (bow)
▲	Snare drum (open shot)
○	Snare drum (open rim shot)
L	Low tom
M	Mid tom
H	High tom
●	Kick (bass drum)
◐	Snare drum (closed rim shot)
◇	Splash cymbal



## Fill-in ④

## Basic

$\text{♩} = 100$

Two musical staves showing a sequence of eighth notes. The top staff is in treble clef and the bottom staff is in bass clef. Both staves have a common time signature (C). The sequence is divided into two measures by a bar line. The notes are beamed together in groups of four.

A rhythmic pattern diagram consisting of a grid of 10 columns and 2 rows. Black triangles represent notes. The top row has triangles in the first, second, fourth, fifth, sixth, seventh, eighth, ninth, and tenth columns. The bottom row has triangles in the first, second, fourth, fifth, sixth, seventh, eighth, ninth, and tenth columns.

A rhythmic pattern diagram consisting of a grid of 10 columns and 2 rows. Black triangles represent notes. The top row has triangles in the first, second, fourth, fifth, sixth, seventh, eighth, ninth, and tenth columns. The bottom row has triangles in the first, second, fourth, fifth, sixth, seventh, eighth, ninth, and tenth columns.

## Variations

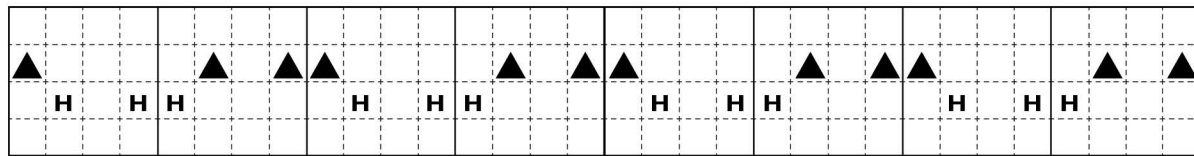
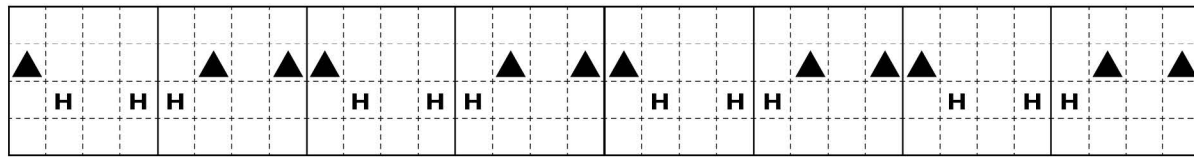
■ **Var.1**

[illegible]

# Fill-in ④

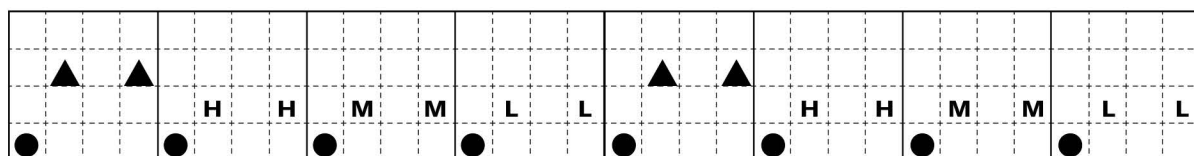
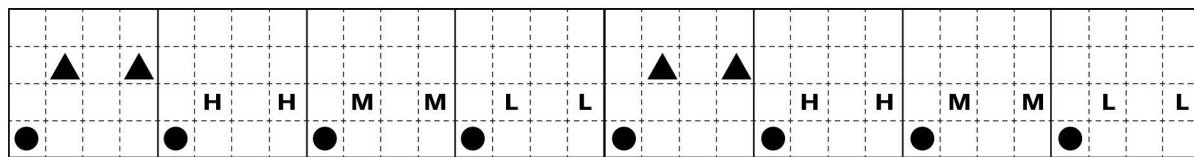
## ■ Var.2

♩ = 100



## ■ Var.3

♩ = 100



# Fill-in ④

## Let's Try!

♩ = 100

◆	×	×	×	×	×	×	×	▲	▲	▲	▲	▲	▲	▲	▲	▲	▲
●				●													

◆	×	×	×	×	×	×	×	▲	▲	▲							
●				●							H	H	H	M	M	M	L

◆	×	×	×	×	×	×	×	▲				▲	▲	▲		▲	▲
●				●					H	H	H			H	H	H	

◆	×	×	×	×	×	×	×	▲	▲								
●				●				●		H	H	M	M		L	L	