


FGDP-50
FGDP-30

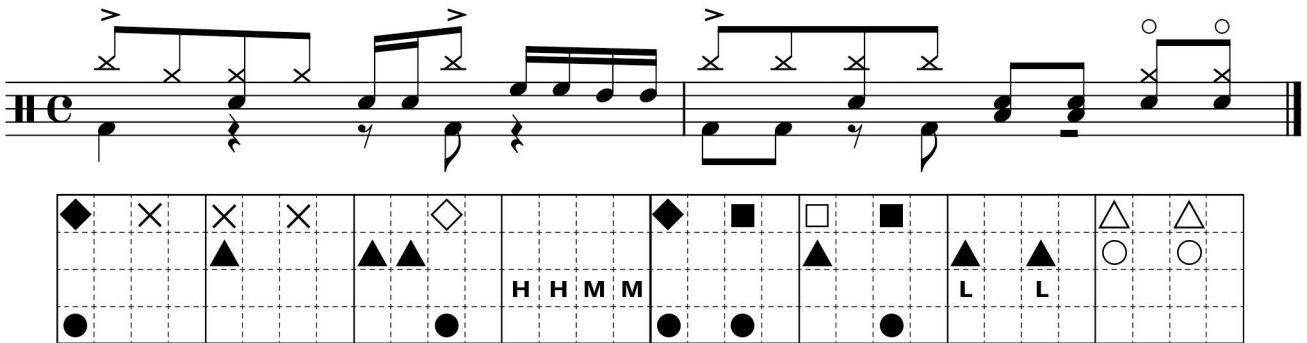
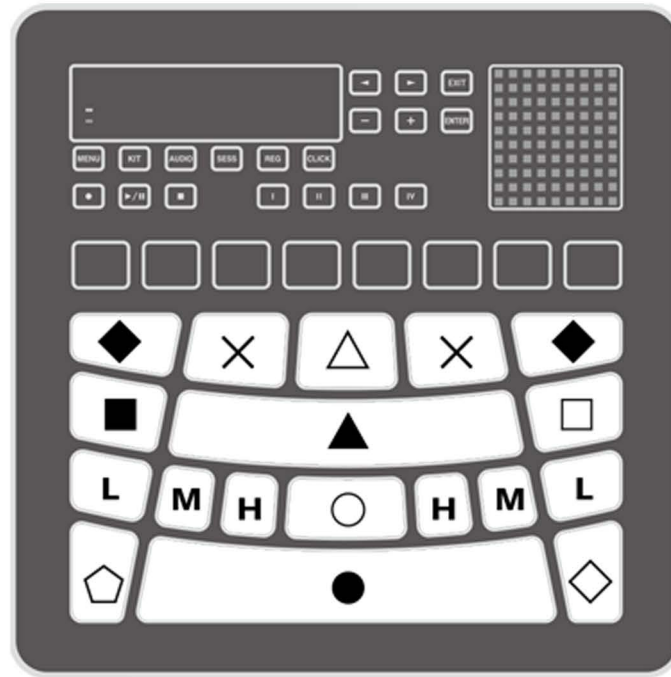
YAMAHA

LET'S PLAY FGDP!!

SCORE

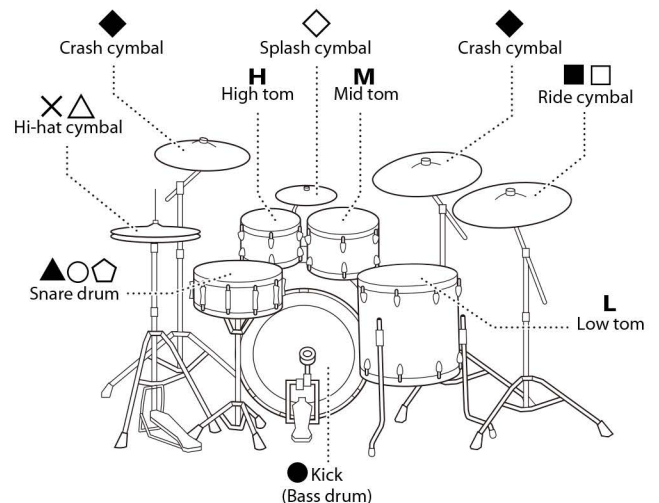


The pad positions are indicated by the following symbols



Factory-shipped instrument sounds (preset kit 1)

◆	Crash cymbal
×	Hi-hat cymbal (close)
△	Hi-hat cymbal (open)
■	Ride cymbal (cup)
□	Ride cymbal (bow)
▲	Snare drum (open shot)
○	Snare drum (open rim shot)
L	Low tom
M	Mid tom
H	High tom
●	Kick (bass drum)
◐	Snare drum (closed rim shot)
◇	Splash cymbal



Practice Step by Step

Step 1

Hi-hat	X	X	X	X	X	X	X	X	X	X	X	X	X	X	X	X
Snare																
Kick	●				●				●				●			

Step 2

Hi-hat	X	X	X	X	X	X	X	X	X	X	X	X	X	X	X	X
Snare			▲				▲				▲				▲	

Step 3

Hi-hat			▲			▲			▲			▲				
Snare																
Kick	●				●				●				●			

Practice Step by Step

Complete

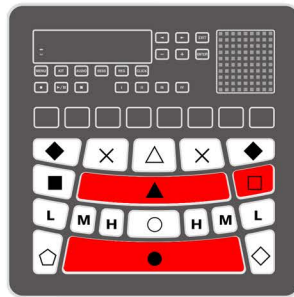
Hi-hat	x	x	x	x	x	x	x	x	x	x	x	x	x	x	x
Snare			▲				▲				▲				▲
Kick	●				●			●				●			

Play Together

♩ = 120


♩ C

Ride

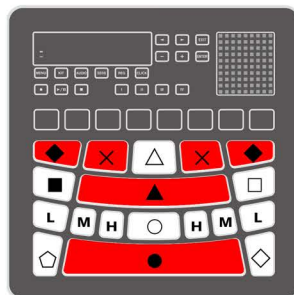


Ride	□	□	□	□	□	□	□	□	□	□	□	□	□	□	□
Snare			▲				▲			▲				▲	
Kick	●				●			●				●			

Play Together



Crash



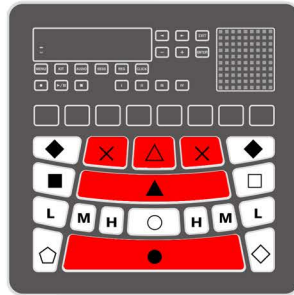
◆ Crash x Hi-hat

Snare	◆	×	×	×	×	×	×	×	×	×	×	×	×	×	◆
Kick	●				●			●			●			●	

Play Together



Hi-hat Open



Hi-hat
(Close x Open △)

Snare	x	x	x	x	x	x	x	x	x	x	x	x	x	x	△
Kick	●				●			●			●				

Hi-hat
(Close x Open △)

Snare	x	x	x	x	x	x	x	x	x	x	x	x	x	△
Kick	●				●			●			●			

Play Together

♩ = 120

Kick ①

Hi-hat	X	X	X	X	X	X	X	X	X	X	X	X	X	X	X
Snare			▲				▲				▲				▲
Kick	●				●	●			●			●	●		

Play Together

♩ = 120

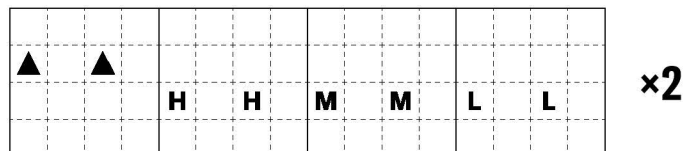
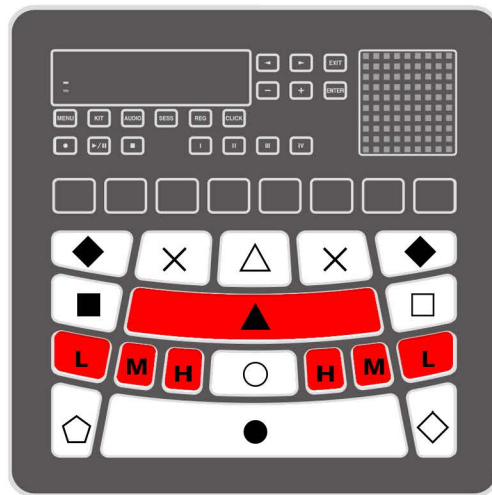
Kick ②

Hi-hat	X	X	X	X	X	X	X	X	X	X	X	X	X	X	X
Snare			▲				▲				▲				▲
Kick	●					●			●				●		

Play Together

♩ = 120

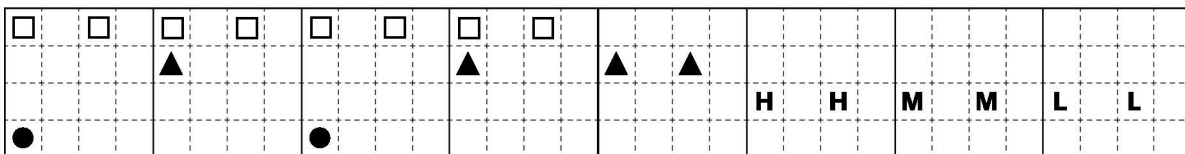
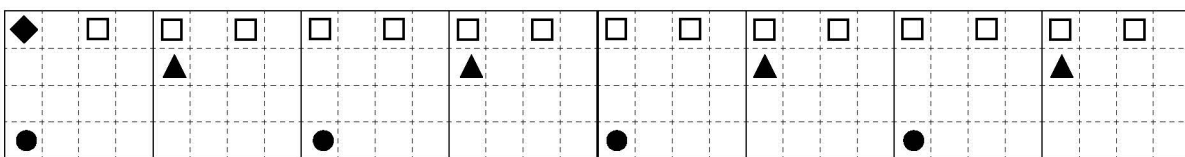
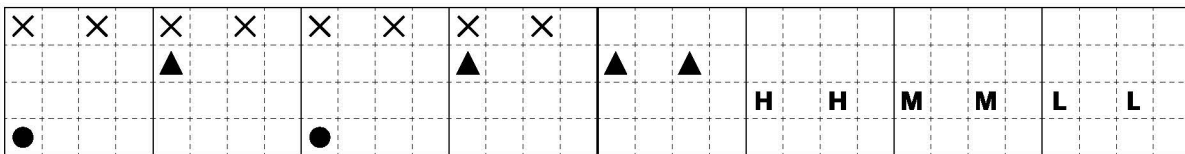
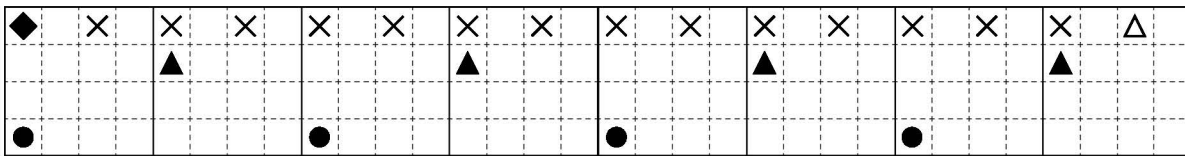
Fill



Play Together



Fill & Loop



Play Together



Practice for two-handed play by adding the left-hand part

Right hand remains with 8-beat

Hi-hat	X	X	X	X	X	X	X	X	X	X	X	X	X	X	X
Snare			▲				▲				▲				▲
Kick	●				●			●				●			

Add hi-hat with left hand

Hi-hat	X	X	X	X	X	X	X	X	X	X	X	X	X	X	X	X	X	X	X
Snare				▲					▲					▲				▲	
Kick	●					●				●					●				

Practice Slowly

Hi-hat	X	X	X	X	X	X	X	X	X	X	X	X	X	X	X	X	X	X	X
Snare				▲					▲					▲				▲	
Kick	●					●				●					●				

Play Together

♩ = 120

Dance Beat

Pre-practice

Hi-hat	X	X	X	X	X	X	X	X	X	X	X	X	X	X	X	X	X	X	X
Snare					▲					▲					▲				▲
Kick	●								●					●				●	

Dance Beat

Hi-hat	X		X	X	X		X	X	X		X	X	X		X	X	X		X
Snare					▲					▲					▲				▲
Kick	●						●				●					●			

Practice Slowly

Hi-hat	X		X	X	X		X	X	X		X	X	X		X	X	X		X
Snare					▲					▲					▲				▲
Kick	●						●				●					●			

Play Together

♩ = 120

The musical notation consists of two staves. The top staff is a single line with a treble clef and a common time signature 'C'. It contains a continuous eighth-note pattern represented by 'x' marks, which correspond to the hi-hat in the drum notation. The bottom staff is a single line with a bass clef and a common time signature 'C'. It contains a kick drum pattern represented by solid black circles (●) and a snare drum pattern represented by solid black triangles (▲). The tempo is indicated as 120 beats per minute (♩ = 120).

Shake Beat

Pre-practice

Hi-hat	X	X	X	X	X	X	X	X	X	X	X	X	X	X	X
Snare			▲				▲				▲			▲	
Kick	●					●			●				●		

Shake Beat

Hi-hat	X	X	X	X	X	X	X	X	X	X	X	X	X	X	X
Snare			▲		▲	▲		▲			▲		▲	▲	
Kick	●					●			●				●		

Practice Slowly

Hi-hat	X	X	X	X	X	X	X	X	X	X	X	X	X	X	X
Snare			▲		▲	▲		▲			▲		▲	▲	
Kick	●					●			●				●		

Play Together

♩ = 120

The musical notation shows a drum set with a snare drum and a kick drum. The snare drum has a pattern of eighth notes and quarter notes, while the kick drum has a pattern of quarter notes and eighth notes. The notation is written on a five-line staff with a treble clef and a common time signature (C). The tempo is marked as 120 beats per minute.

Double Kick

Pre-practice

Hi-hat	X	X	X	X	X	X	X	X	X	X	X	X	X	X	X
Snare			▲			▲			▲			▲			
Kick	●				●				●				●		

Hi-hat	X	X	X	X	X	X	X	X	X	X	X	X	X	X	X
Snare			▲			▲			▲			▲			
Kick	●	●	●	●	●	●	●	●	●	●	●	●	●	●	●

Hi-hat	△	△	△	△	△	△	△	△	△	△	△	△	△	△	△
Snare			▲			▲			▲			▲			
Kick	●	●	●	●	●	●	●	●	●	●	●	●	●	●	●

Double Kick

Hi-hat	△	△	△	△	△	△	△	△	△	△	△	△	△	△	△
Snare			▲			▲			▲			▲			
Kick	●	●	●	●	●	●	●	●	●	●	●	●	●	●	●

Practice Slowly

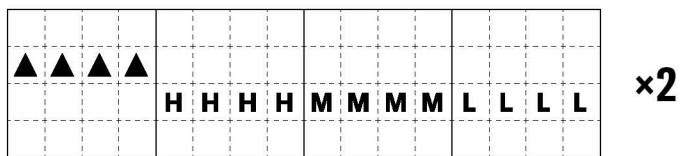
Hi-hat	△	△	△	△	△	△	△	△	△	△	△	△	△	△	△
Snare			▲			▲			▲			▲			
Kick	●	●	●	●	●	●	●	●	●	●	●	●	●	●	●

Play Together

♩ = 120

The musical notation shows a drum set with a snare drum and a kick drum. The snare drum has a continuous eighth-note pattern. The kick drum has a continuous eighth-note pattern. The notation is in 4/4 time and includes a repeat sign at the end.

Fill

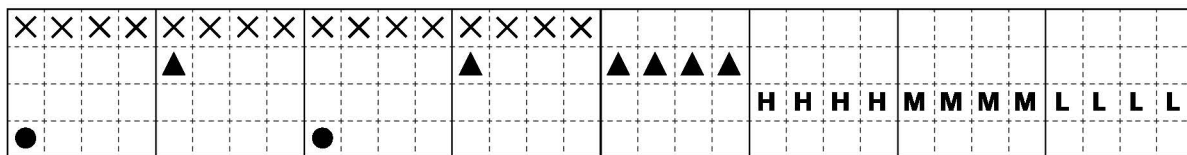
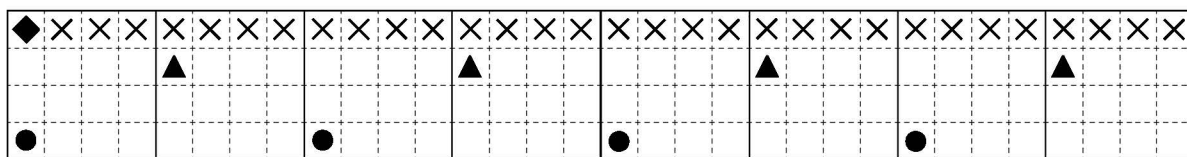


Play Together



Fill & Loop

Let's combine what you have learned so far

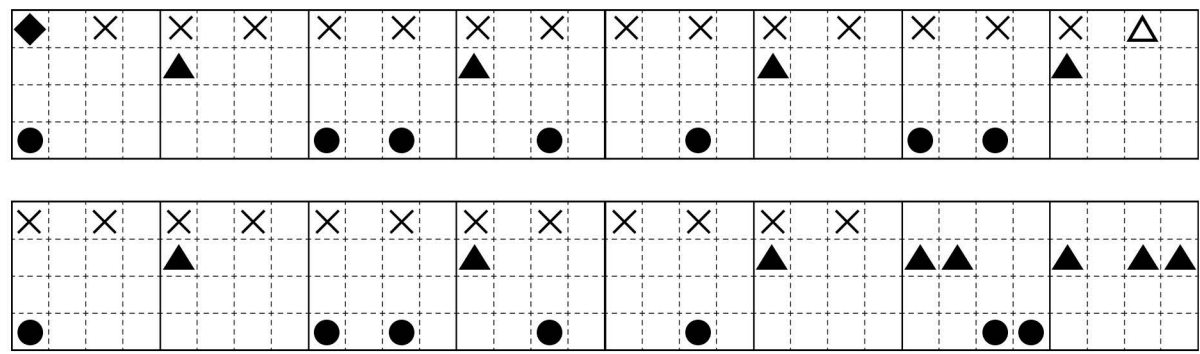



Play Together



Rock

FGDP-50 : P21 **HardRock**
FGDP-30 : No.1 **Maple**



Dance

FGDP-50 : P02
FGDP-30 : No.2 EDM Red

Two staves of musical notation. The first staff is in treble clef with a common time signature 'C'. It contains a sequence of notes and rests, with some notes marked with an accent (>) and a circle above them. The second staff is in bass clef and contains a similar sequence of notes and rests, also with some notes marked with an accent and a circle above them. The notation includes various rhythmic values and rests.

◆	△	×	△	×	△	×	△	×	△	×	△	×	△
		▲			▲		▲		▲		▲		
●		●		●		●		●		●		●	●

×	△	×	△	×	△	×	△	×	△	×	△	×	△
		▲			▲		▲		▲		▲		
●		●		●		●		●		●		●	●

◆	△	×	△	×	△	×	△	×	△	×	△	×	△
		▲			▲		▲		▲		▲		
●		●		●		●		●		●		●	●

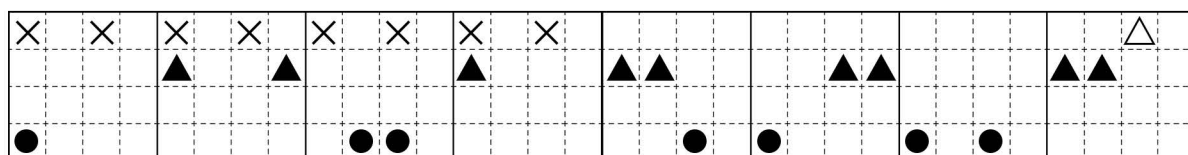
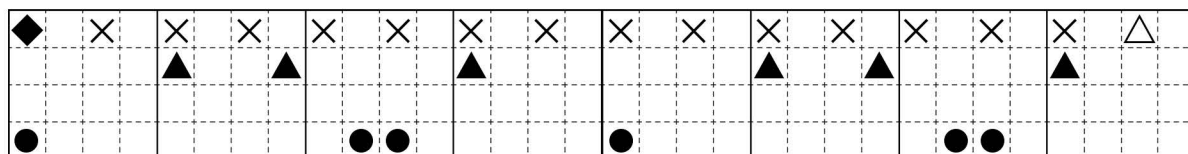
×	△	×	△	×	△	×	×	×	×	×	×	×	×
▲		▲		▲		▲	▲	▲	▲	▲	▲	▲	▲
●		●		●		●	●	●	●	●	●	●	●

Funk

FGDP-50 : P18
FGDP-30 : No.16 **Funk**



* For "Practice Slowly", there is no repeat.



×2

* For "Practice Slowly", there is no repeat.

Jazz

FGDP-50 : P10
FGDP-30 : No.10 **ModernJazz**

The musical score for 'The Rose Tree' is presented in two systems. The first system is in C major, 2/4 time, and begins with a treble clef and a common time signature. The melody is written on a single staff, and the accompaniment is written on a single staff. The second system continues the melody and accompaniment, ending with a double bar line. The score includes various musical notations such as notes, rests, and accidentals.

Ride cymbal (bow) ↴

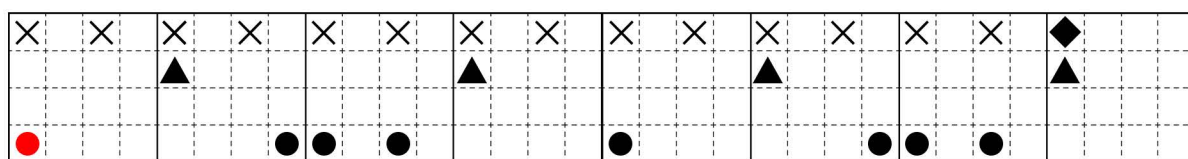
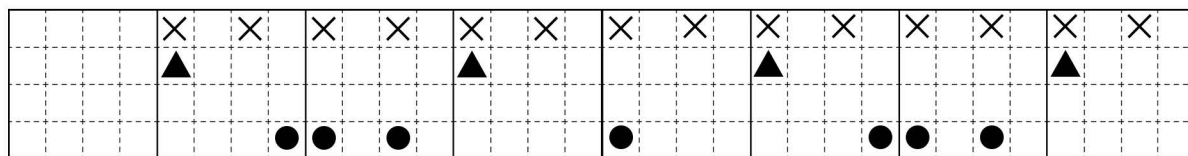
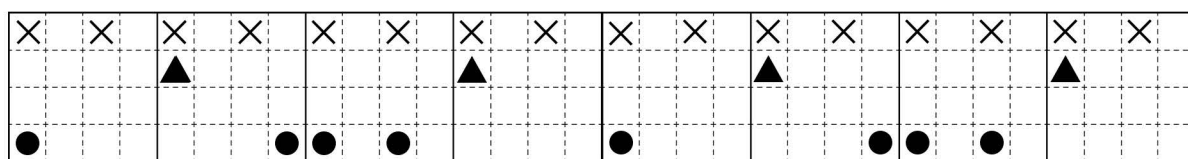
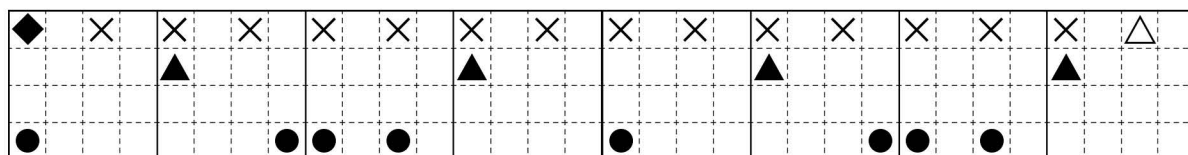

[illegible]

Hi-hat (foot) ↗

Crash cymbal ↴

Hip Hop ①

FGDP-50 : P29
FGDP-30 : No.25 HipHopSilver

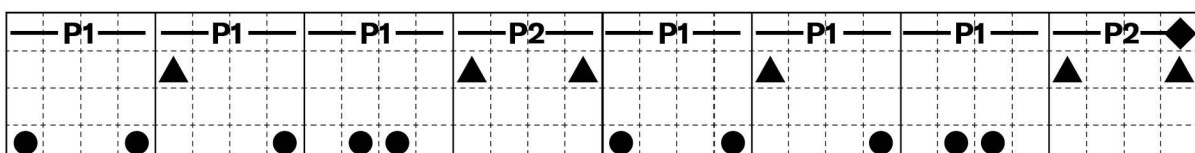
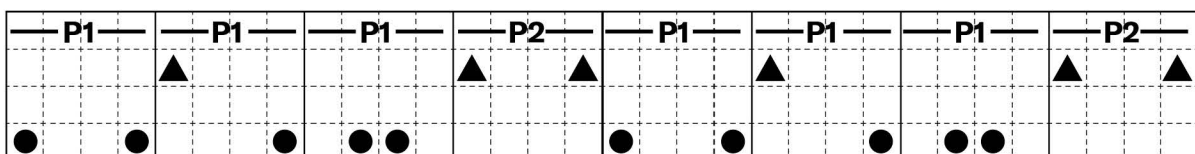
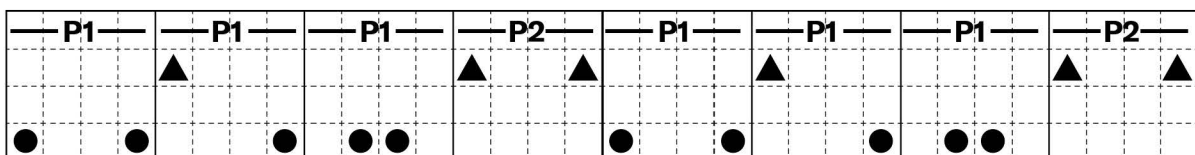
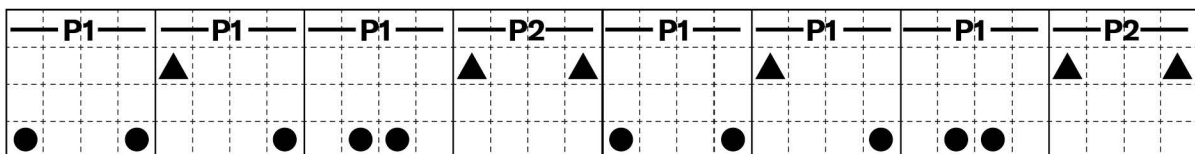
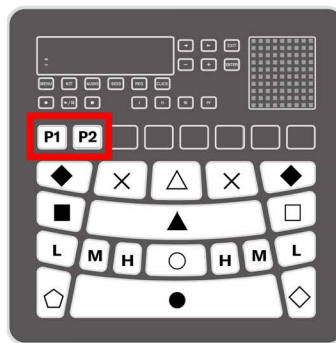


Hip Hop ②

FGDP-50 : P05 R&B

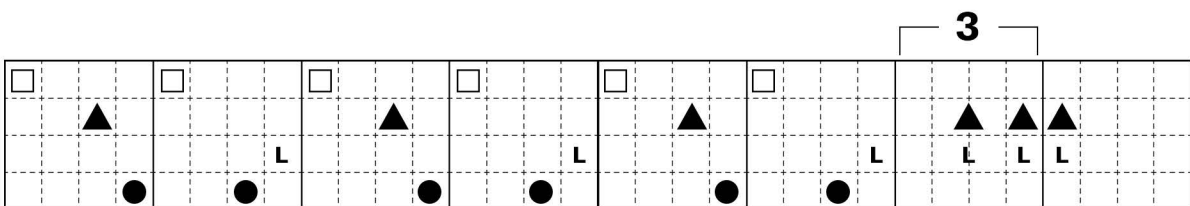
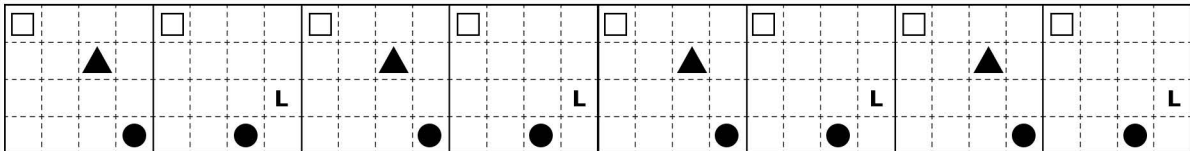
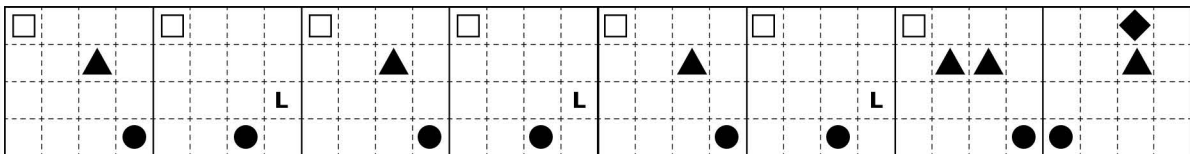
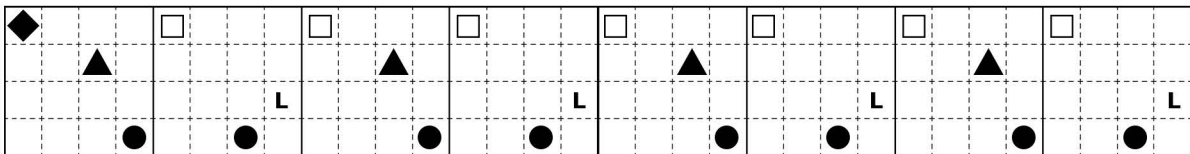


Use RGB Square Pads



Latin

FGDP-50 : P12
FGDP-30 : No.12 **Birch**



Metal

FGDP-50 : P20
FGDP-30 : No.18 **Metal**

